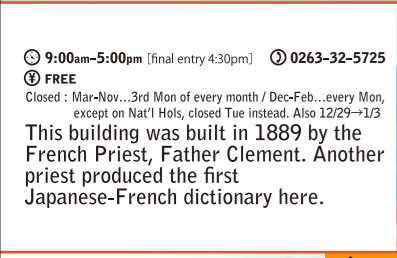




2 Matsumoto City Museum
from Matsumoto Station 15mins

8:30am-5:00pm [final entry 4:30pm] 0263-32-0133
Adult ¥610 *Ticket also includes admission to Matsumoto Castle.
Closed: Mon, except on Nat'l Hols, closed Tue instead. Also 12/29-1/3
This museum displays historic materials related to the castle and a collection of important tangible folk cultural items well worth viewing.



4 Former Catholic Priest's Residence
from Matsumoto Station 25mins

9:00am-5:00pm [final entry 4:30pm] 0263-32-5725
FREE
Closed: Mar-Nov...3rd Mon of every month / Dec-Feb...every Mon, except on Nat'l Hols, closed Tue instead. Also 12/29-1/3
This building was built in 1889 by the French Priest, Father Clement. Another priest produced the first Japanese-French dictionary here.



5 Takahashi Family Residence
from former Kaichi School 5mins

9:00am-5:00pm [final entry 4:30pm] 0263-33-1818
FREE
Open: Mar-Nov...Sat, Sun & Nat'l Hols / Dec-Feb...Sun & Nat'l Hols.
This building, estimated to have been built in the first half of the 17th Century, is one of the oldest existing samurai residences amongst those still remaining in Nagano Prefecture.



7 Timepiece Museum
from Matsumoto Station 10mins

9:00am-5:00pm [final entry 4:30pm] 0263-36-0969
Adult ¥300
Closed: Mon, except on Nat'l Hols, closed Tue instead. Also 12/29-1/3
The pendulum clock on the outside wall is among the largest in Japan. About 110 timepieces and related items are on display.



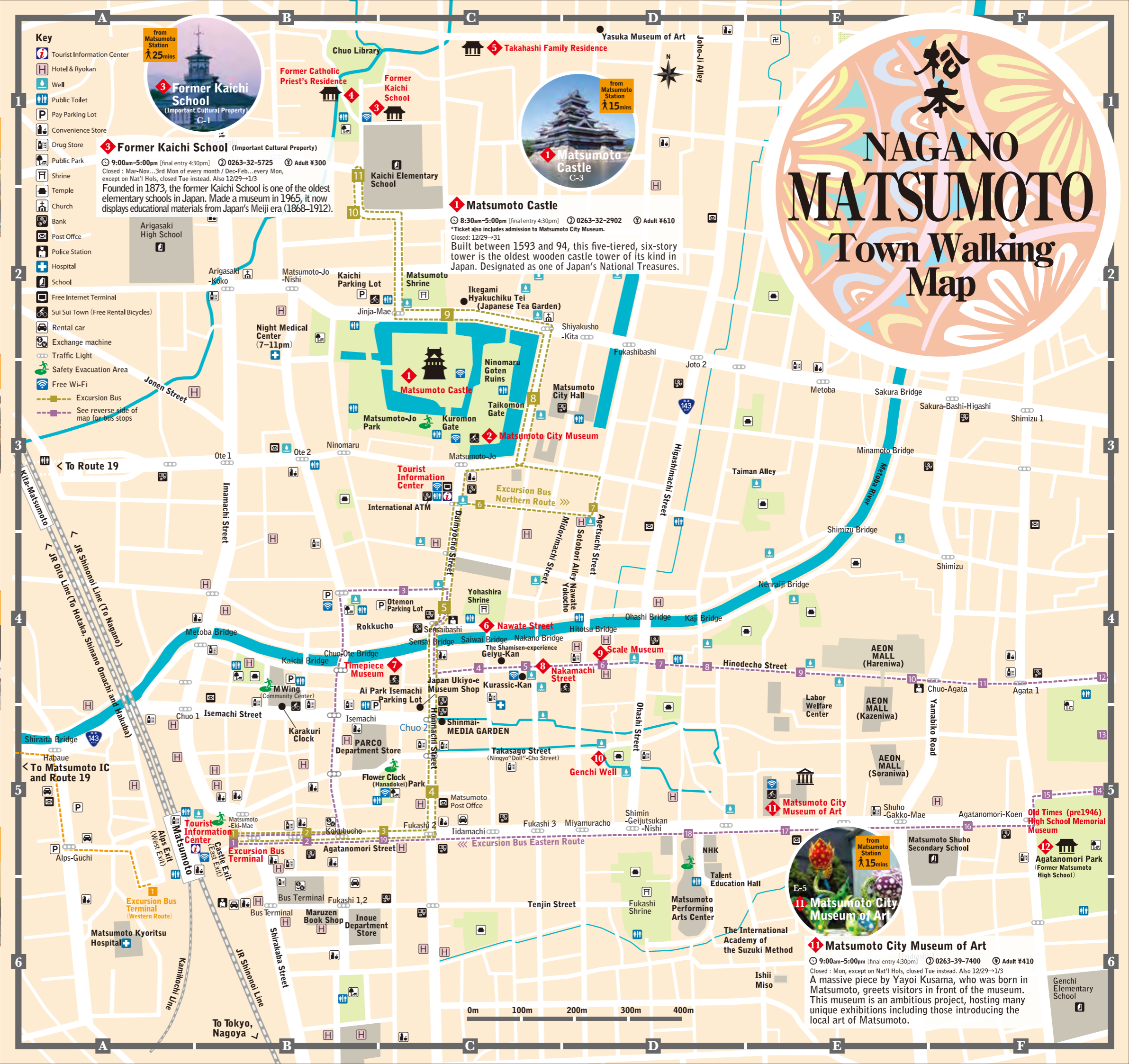
9 Scale Museum
from Matsumoto Station 15mins

9:00am-5:00pm [final entry 4:30pm] 0263-36-1191
Adult ¥200
Closed: Mon, except on Nat'l Hols, closed Tue instead. Also 12/29-1/3
About 150 scales from Japan and around the world are on display in this kura storehouse. This museum is the most unique museum in the city.



12 Old Times (pre1946) High School Memorial Museum
from Matsumoto Station 20mins

9:00am-5:00pm [final entry 4:30pm] 0263-35-6226
Adult ¥300
Closed: Mon, except on Nat'l Hols, closed Tue instead. Also 12/29-1/3
Lined with Himalayan cedars and full of cherry blossom and Japanese zelkova trees, this park is a place of relaxation for the locals. The grounds contain the wooden school building and auditorium of the Former Matsumoto High School (part of what is now Shinshu University) built around 100 years ago.

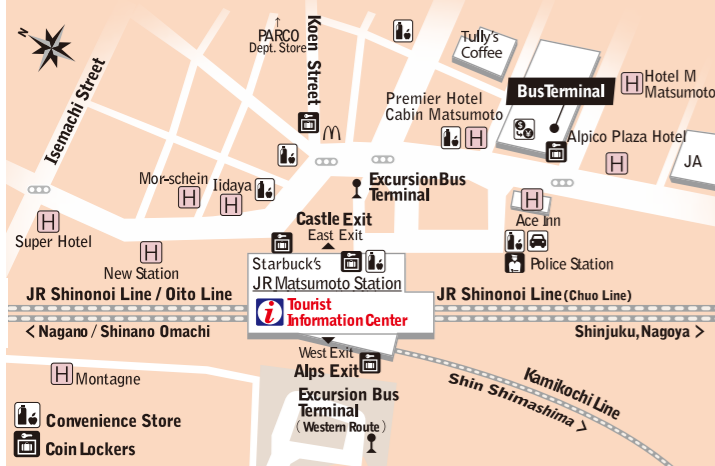


福本 NAGANO MATSUMOTO Town Walking Map

- Key**
- Tourist Information Center
 - Hotel & Ryokan
 - Well
 - Public Toilet
 - Pay Parking Lot
 - Convenience Store
 - Drug Store
 - Public Park
 - Shrine
 - Temple
 - Church
 - Bank
 - Post Office
 - Police Station
 - Hospital
 - School
 - Free Internet Terminal
 - Sui Sui Town (Free Rental Bicycles)
 - Rental car
 - Exchange machine
 - Traffic Light
 - Safety Evacuation Area
 - Free Wi-Fi
 - Excursion Bus
 - See reverse side of map for bus stops

11 Matsumoto City Museum of Art
from Matsumoto Station 15mins
9:00am-5:00pm [final entry 4:30pm] 0263-39-7400
Adult ¥410
Closed: Mon, except on Nat'l Hols, closed Tue instead. Also 12/29-1/3
A massive piece by Yayoi Kusama, who was born in Matsumoto, greets visitors in front of the museum. This museum is an ambitious project, hosting many unique exhibitions including those introducing the local art of Matsumoto.

Around Matsumoto Station



Buses in the City and Surrounding Area

Buses bound for various destinations depart from the bus terminal, which you will see to the right across the street when you exit Matsumoto Station.

You can purchase the bus ticket to your destination at the ticket counter or ticket machines at Matsumoto Bus Terminal, or you can pay on the bus when you get off. Credit cards are accepted at the Bus Terminal, but not on the bus.

Train

To go towards Nagano from Matsumoto Station, take the JR Shinonoi Line. To go towards Hotaka (Azumino), Omachi, or Hakuba, take the JR Oito Line. To go towards Shinjuku (Tokyo), take the JR Chuo Tosen Line. To go towards Nagoya, take the JR Chuo Saisen Line. To go towards Shin-Shimashima Station at the foot of Kamikochi, take the Kamikochi Line of the Matsumoto Electric Railway from Track 7.

Free Rental Bicycles

‘Sui Sui Town’ and ‘Rikisha’ are available at various locations throughout town.

Sui Sui Town

These are available at 10 different tourist attractions from 9 a.m. to 4:30 or 5 p.m. (Some returns can be made as late as 8/9 p.m.) The bicycles are a great means of touring the quaint old lanes and one-way streets of this historic castle town.

Available at: City operated Kaichi Car Park (5), Matsumoto City Museum (9) Nakamachi Car Park (6), Clock Museum (5), M Wing (14), Matsumoto City Museum of Art (5), Old Times Senior High School Memorial Museum (6)

(#) = number of bikes available

Rikisha

These are available at shops and accommodations in the central part of the city. The shops of the Daimyocho area along with the local hotel association provide this service. You do not need to purchase anything or stay at one of the hotels to use one.

Taxi

Both large and regular-sized taxis are available. There are always taxis waiting in front of Matsumoto Station, so taking a taxi from there is quite convenient. Credit cards are accepted. Fare Estimates

- Matsumoto Station → Matsumoto Castle: ¥800
 - Matsumoto Station → Asama Hot Springs (Hot Plaza Asama): ¥2,300
 - Matsumoto Station → Utsukushigahara Hot Springs (Hotel Shoho): ¥2,100
 - Matsumoto Station → Japan Ukiyo-e Museum ¥1,600
- There is a 20% surcharge between 10 p.m. and 5 a.m.

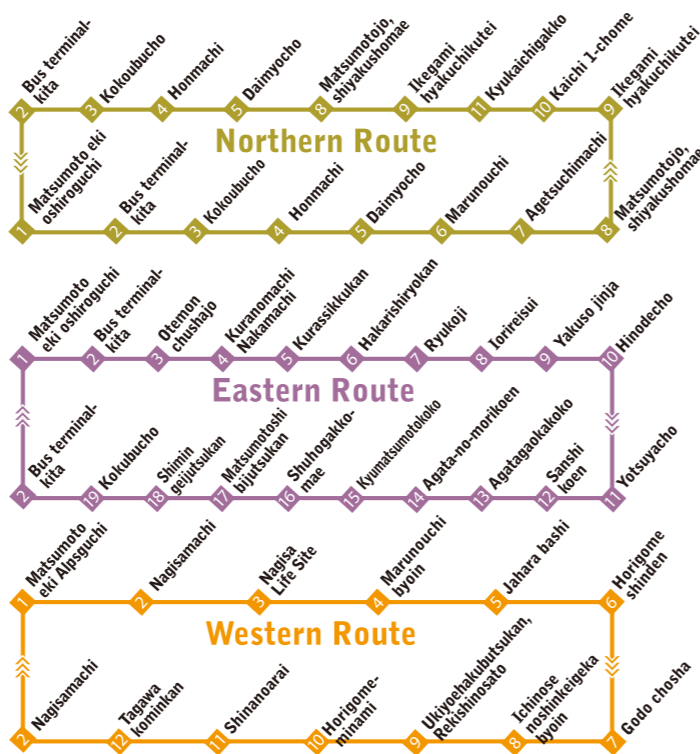
Excursion Bus

The Town Sneaker, which leaves from and returns to Matsumoto Station, is convenient for sightseeing within the city! Enter buses through the rear door and exit from the front door. Put exact fare into the machine as you leave the bus. Eastern Route Nakamachi Matsumoto City Museum of Art, Western Route Japan Ukiyo-e Museum / Court and Historical Village Rekishinosato * Southern and Northern Routes are also in operation.

Fare Adults: ¥200 / Children: ¥100

	Hours of Operation	Intervals
Northern Route Matsumoto Castle Former Kaichi School	8:30am → 5:15pm	Weekdays: every 30 min Sat, Sun, Nat'l Hol: every 20 min
Eastern Route AEON MALL Matsumoto City Museum of Art	8:40am → 8:00pm	Runs every 20 minutes.
Western Route Godo chosha Ukiyohakubutsukan	8:10am → 6:40pm	Runs every 30 minutes.

* Southern and Western Routes are also in operation.



Town Sneaker One-day Bus Ticket

Adults: ¥500 each / Children: ¥250 each
Can be used on all routes.

Matsumoto One Day Pass

Adults: ¥800 each / Children: ¥400 each

Discounts on admission fees are available at the following places when you present the One Day Pass.

Name of Facility	Ticket Type	Discounted Rate	Nearest Bus Stop
Matsumoto Castle + Matsumoto City Museum (Joint Admission Ticket)	Adults	610 ▶ 550	6 Marunouchi
	Elementary / Junior High	300 ▶ 250	8 Matsumotojo, shiyakushomae
Former Kaichi School	Adults	300 ▶ 250	10 Kyukaichigakko
	Elementary / Junior High	150 ▶ 100	
Timepiece Museum	Adults	300 ▶ 250	5 Daimyocho
	Elementary / Junior High	150 ▶ 100	
Scale Museum	Adults	200 ▶ 150	6 Hakarishiryokan
	Elementary / Junior High	FREE	
Matsumoto City Museum of Art	Adults	410 ▶ 310	17 Matsumotoshi bijutsukan
	High School / College students	200 ▶ 100	
	Elementary / Junior High	FREE	
Old Times High School Memorial Museum	Adults	300 ▶ 200	14 Agata-no-morikoen
	Elementary / Junior High	FREE	15 Kyumatsumotokoko

* Elementary/ Junior High - under 15 yrs. High School / College - 15 yrs. & over

Good Will Volunteer Tourist Guides

ALSA Alps Language Service Association

Based at Matsumoto Castle, this is a group of volunteers who are capable of speaking foreign languages. Having the volunteer spirit, they guide tourists around the castle, the Matsumoto City Museum, the Former Kaichi School, and other parts of the city.

The members of the group are in the building to the left of Matsumoto Castle's entrance. They are there from 10 a.m. to 3 p.m., so please feel free to drop by.

Need help?

Tourist Information Center 0263-39-7176
(South of Matsumoto Castle) ☎ 9:00am-5:45pm Closed:12/29→1/3

Tourist Information Center 0263-32-2814
(Located within Matsumoto Station) ☎ 9:00am-5:45pm Closed:12/29→1/3

Matsumoto Tourism & Convention Association 0263-34-3295

Matsumoto City Tourism and Hot Spring Division 0263-34-3000

☎ 8:30am-5:15pm Closed:Sat & Sun & 12/29→1/3

Matsumoto Welcomes You! <https://visitmatsumoto.com/>

Regional Tourist Guide Websites

- 2 Sacred Highland Kamikochi <http://www.kamikochi.org/>
- 3 Hida Takayama <http://www.hida.jp/english/>



In an Emergency

Lost & Found Ask at the KOBAN (police station). One is to the right of Matsumoto Station's Oshiro (Castle) Exit, and the other one is on the corner of Nawate Street and Daimyocho Street. When you run into trouble ... Police station: dial 110

When you need an ambulance ... Emergency care: dial 119

Exchange or Cash Withdrawal

You can exchange foreign currency at some banks within the city.

Almost all banks ☎ 9am - 3pm
Closed: Sat & Sun, Nat'l Hols & 12/29→1/3

You can use foreign credit cards, some foreign cash cards and the China Union Pay card at the ATM machines in Japan Post Banks, Seven Elevens and Tourist Information Center just south of Matsumoto Castle.

Be aware that Japan Post Bank ATM machines are not open 24 hours, and the hours of operation are different depending on the location.

Post Office

You can send postcards, letters, and parcels from the post office. Matsumoto Post Office Counter

☎ Mon - Fri 9 a.m. - 7 p.m. ☎ Sat 9 a.m. - 5 p.m.
☎ Sun and holidays 9 a.m. - 12:30 p.m.

* A service window is also available on the left side of the building every day from 7 a.m. to 9 p.m. (closed during regular service hours)

☎ <http://www.post.japanpost.jp/english/index.html>

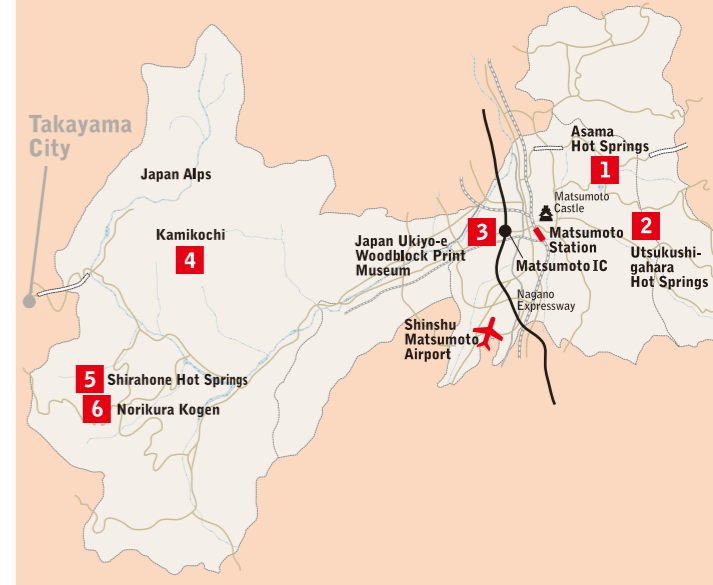
Free Internet Terminals & Wi-Fi

There are two Tourist Information Centers: one across from the ticket gates in the Matsumoto Station building and the other just south of Matsumoto Castle. Free Wi-Fi that does not require a password is available at both centers. It is also available at the Matsumoto Station plaza, Flower Clock (Hanadokei) Park, the Matsumoto City Museum of Art, Otemon Parking Lot, Matsumoto Castle Park, Matsumoto Castle's Honmaru Garden, the Former Kaichi School, Nawate Street and Kurassic-kan on Nakamachi Street. There are also computers with internet access in the Tourist Information Center south of Matsumoto Castle.

0263-39-7176 ☎ 9 am - 5:45 pm

Closed: 12 / 29 → 1 / 3

Matsumoto City



1 Asama Hot Springs

This hot spring area has a long history dating back 1,300 years as a well-loved retreat for the people of Matsumoto. Day-trip bathing is available.

Access: 20 min. from Matsumoto Bus Terminal on the Asama Hot Springs-bound bus



2 Utsukushigahara Hot Springs

We know that this area has been a popular spa area since olden times since its activities were recorded in ancient documents. One nice thing is that the hot spring temperature is not too hot.

Access: 20 min. from Matsumoto Bus Terminal on the Utsukushigahara Hot Springs-bound bus



3 Japan Ukiyo-e Woodblock Print Museum

☎ 10:00am-5:00pm
Closed: Mon, except on Nat'l Hols - closed on Tue instead. Also 12/28→1/3

Japan Ukiyo-e Museum Shop

Located along Isemachi Street.
☎ 10:30am-6:00pm Closed Wed.



4 Kamikochi & the Japan Alps

Kamikochi is a place of untouched natural beauty. It's certainly a great destination for walking, trekking, and camping. An overnight stay here will allow visitors to experience an uninterrupted view of the night sky with brightly shining stars.

Access: 30-min. train ride from Matsumoto Station followed by a 60-min. bus ride



5 Shirahone Hot Springs

This hot spring nestled in the deep mountains is famous for its opaque white water. Bathing in the fresh green or fall foliage, whatever the season gives a wonderful feeling of freedom.

Access: 30-min train ride from Matsumoto Station followed by a 60-min bus ride.



6 Norikura Kogen (Plateau)

Norikura Kogen is located on a plateau at an elevation of between 1200 and 1800 meters. It offers different seasonal activities over the whole year. The Snow Wall walking in May and June, trekking & camping in summer, viewing the changing colors of autumn, and skiing or snowshoe-ing in winter.

Access: 30-min. train ride from Matsumoto Station followed by a 50-min. bus ride